

Looking into the Future



1 Warm Up Work with a partner.

- What will you be doing at this time tomorrow?

2 Conversation Read and fill in the blanks.

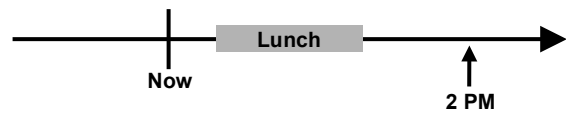
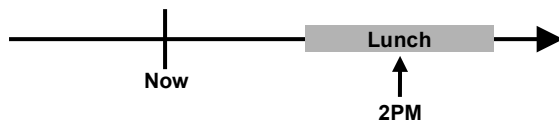
Scene: Claire and Ben are co-workers.

- Missing Words**
- paid off
 - married
 - working
 - running

Claire Do you think you'll still be here ten years from now?
Ben I hope not! I don't think I'll be able to stand it here for that long! I think I'll have quit by then. I hope I'll be my own company by then. How about you?
Claire Well, in ten years, I'll have my student loans. I think I'll still be here, but with any luck, I'll have transferred to the European office.
Ben It's scary to think of the future, isn't it? Who knows – we could both be with lots of kids by then!
Claire Ha!

3 Comprehension Check Match the sentence to the diagram.

- 1) At two pm, I will have had lunch.
- 2) At two pm, I will be having lunch.



A)

B)

4 Future Perfect Fill in the spaces using a verb from the box below.

LOSE MEMORIZE FINISH WRITE VISIT

- 1) you the report by tomorrow?
- 2) Bob's going on a world tour next year. By December, he six countries.
- 3) I'm going on a diet. By this time next month, I five kilograms.
- 4) When you come to class next week, you this grammar?
- 5) The movie starts at six o'clock. It by eight.


5 Future Continuous What will these people be doing tomorrow?




1



2



3



4



5

- 1) At 7:15, Billy
- 2) At 8:10, Julian
- 3) At 4:00, Martha and Freddie
- 4) At 7:30, Brenda
- 5) At 9:00, Tom and Alison

6 Mixed Future Fill in the spaces with a verb in the correct tense.

GO

SLEEP

STUDY

DO

EAT

- 1) At lunchtime tomorrow, I won't be at home. I will in the library.
- 2) You don't need to make dinner tomorrow. When I get home, I will already
- 3) Make sure you're quiet when you get up tomorrow. The kids will still
- 4) If you get home after midnight tonight, I will to bed.
- 5) What will you at 9 pm tonight?

7 About You What do you think about your future?

Five years from now...



- 1) You will be living abroad. **True / False**
- 2) You will have had five children. **True / False**
- 3) You'll still be studying English. **True / False**
- 4) You'll also be studying another language. **True / False**

Twenty-five years from now...



- 1) You will have become a perfect English-speaker. **True / False**
- 2) You will have become very rich. **True / False**
- 3) You will have moved house. **True / False**
- 4) You will have achieved all your goals in life! **True / False**

Find Someone Who

Five years from now...

Topic	Name	Additional Information
Will be living abroad.		
Will still be studying English.		
Will still be living in the same place as now.		
Will be working at the same company.		

Twenty-five years from now...

Topic	Name	Additional Information
Will have retired.		
Will have become a fluent English-speaker.		
Will have moved house.		
Will look very different to today.		

Looking into the Future: Teaching Notes

Target Structure:	Future Perfect Simple / Future Continuous (Progressive)
Vocabulary:	General
Level:	Intermediate, but can be adjusted for other levels
Time:	One Hour (depending on discussion)
Preparation:	None

Suggested Teaching Method

This worksheet has a balance of controlled written exercises, and discussion practice.

The 'production' stage of the worksheet has two options. If you have lots of students, the 'find someone who' page will work well. If you have only a few students (or just one), the 'about you' discussion may be more suitable.

- ① Give one worksheet to each student. Students should ask the opening question to their partner. Elicit a couple of answers from the group. This should be brief: the main speaking activities are at the end.
- ② Set the scene for the conversation. Tell the students that two co-workers are talking about the future. Students should read the conversation silently, and fill in the spaces with the words in the box on the left.

Go through the answers, and let the students practice the conversation twice, changing roles.
- ③ This exercise checks students' understanding of the difference in meaning between the future perfect simple and the future continuous.

Students can discuss this in pairs. Depending on your students' understanding, you may need to do a brief presentation on the use of the two tenses.
- ④ - ⑥ Exercises four to six provide controlled practice of the future perfect simple and the future continuous.

Students can work on these exercises alone, and check in pairs.
- ⑦ If you have smaller groups or just one or two students, you can finish this worksheet with discussion. Give the students time to read the statements, and circle true or false.

Students can then form questions for these statements, and ask each other, using follow-up questions, where appropriate. Monitor, and make notes on relevant errors. These errors can be corrected when the discussion comes to a close.

Alternatively, for larger groups, use the 'find someone who' activity. Students should read the topics first, and then go around the room, looking for someone who will be doing / will have done the topic listed in the first column. The activity can be extended by asking follow-up questions and making notes in the box for affirmative answers.

Students should try to talk to as many people as possible in this exercise.

Answer Key

- ②
- Claire Do you think you'll still be *working* here ten years from now?
- Ben I hope not! I don't think I'll be able to stand it here for that long! I think I'll have quit by then. I hope I'll be *running* my own company by then. How about you?
- Claire Well, in ten years, I'll have *paid off* my student loans. I think I'll still be here, but with any luck, I'll have transferred to the European office.
- Ben It's scary to think of the future, isn't it? Who knows – we could both be *married* with lots of kids by then!
- Claire Ha!

- ③ A - 2 B - 1

- ④
- 1) *Will you have written* the report by tomorrow?
 - 2) Bob's going on a world tour next year. By December, he *will have visited* six countries.
 - 3) I'm going on a diet. By this time next month, I *will have lost* five kilograms.
 - 4) When you come to class next week, *will you have memorized* this grammar?
 - 5) The movie starts at six o'clock. It *will have finished* by eight.

- ⑤
- 1) At 7:15, Billy will be taking / having a shower.
 - 2) At 8:10, Julian will have having / eating breakfast.
 - 3) At 4:00, Martha and Freddie will be playing tennis.
 - 4) At 7:30, Brenda will be talking on the telephone.
 - 5) At 9:00, Tom and Alison will be watching TV.

- ⑥
- 1) At lunchtime tomorrow, I won't be at home. I will *be studying* in the library.
 - 2) You don't need to make dinner tomorrow. When I get home, I *will have already eaten*.
 - 3) Make sure you're quiet when you get up tomorrow. The kids will still *be sleeping*.
 - 4) If you get home after midnight tonight, I *will have already gone* to bed.
 - 5) What will you *be doing* at 9 pm tonight?

Additional Ideas

You could ask additional discussion questions. Ideas include:

- What will you be doing one hour / twelve hours from now?
- What things will have changed about you ten years from now?
- What do you hope to achieve over the next few years?
- What achievements over the last few years are you most proud of?

Become a Handouts Online Member!

This is a sample worksheet.

Handouts Online members have access to FIVE HUNDRED worksheets.

Simply Print!

- All our worksheets are designed for inkjet or laser printers.

Photocopier Friendly.

- Make photocopies of the worksheets to distribute to your students.

Perfect for your classroom needs!

- Our worksheets are great for one-on-one lessons, pairwork and large groups.
- Designed for students of any nationality.
- Ideal for last-minute lessons.

A wide range of materials!

- General and business English.
- Conversation, grammar, games, reading, vocabulary, flashcards and more.
- Perfect for building communication skills, accuracy and fluency.

Become a member today. Go to <http://www.handoutsonline.com> to join.

IMPORTANT NOTICE

These sample materials are copyright © Handouts Online. They may be photocopied and used in lessons. However, they may not be uploaded to websites on the Internet. Your use of these materials signifies agreement with these terms and conditions.