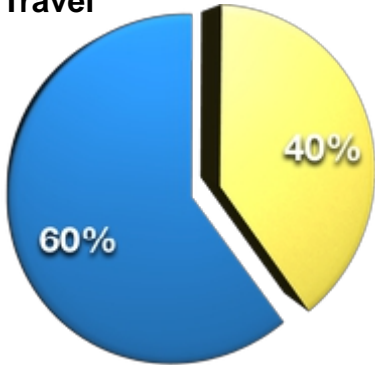


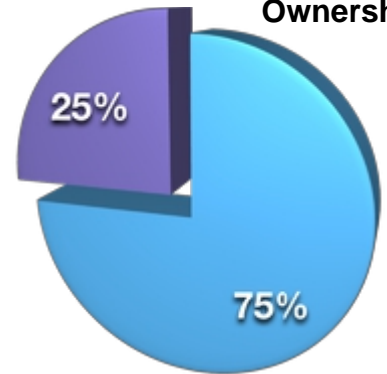
Explaining Statistics

Overseas Travel



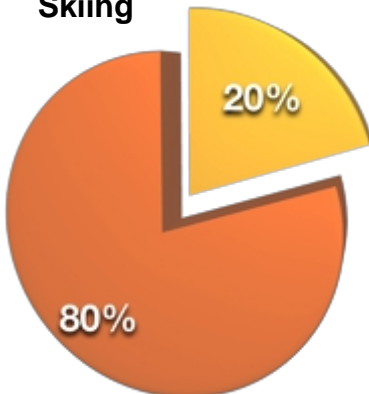
- Have traveled overseas
- Have never traveled overseas

DVD Player Ownership



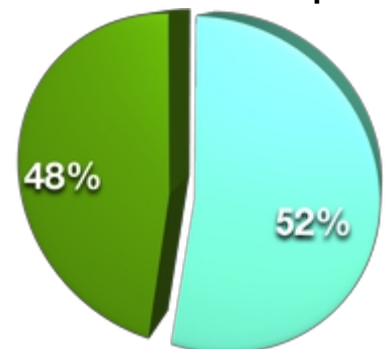
- Own a DVD player
- Don't own a DVD player

Skiing



- Can ski
- Cannot ski

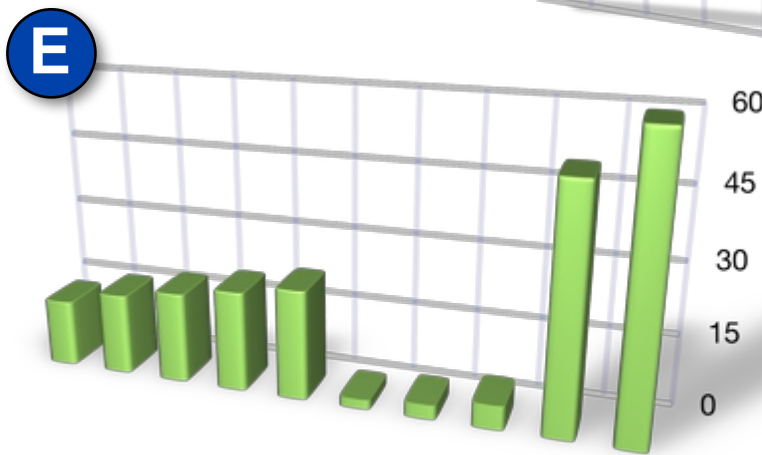
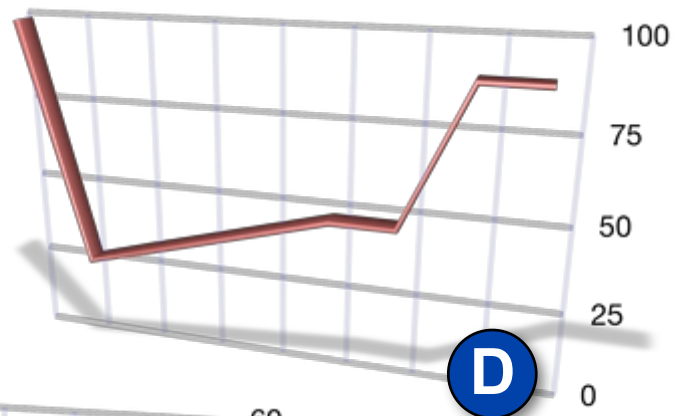

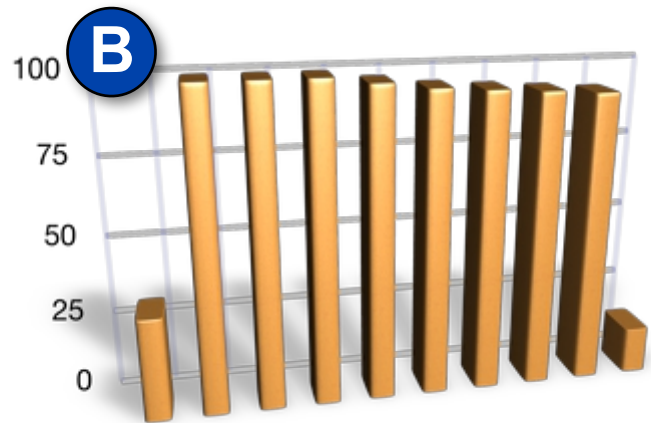
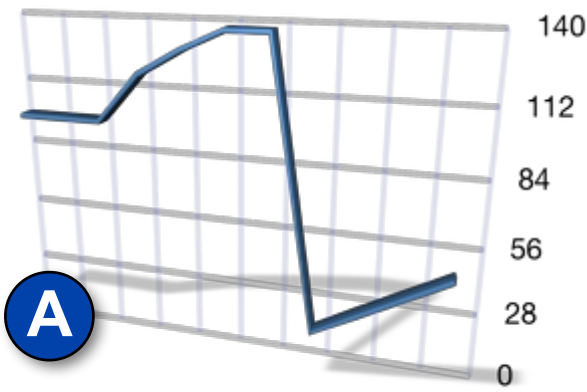
Chopsticks



- Can use chopsticks
- Can't use chopsticks

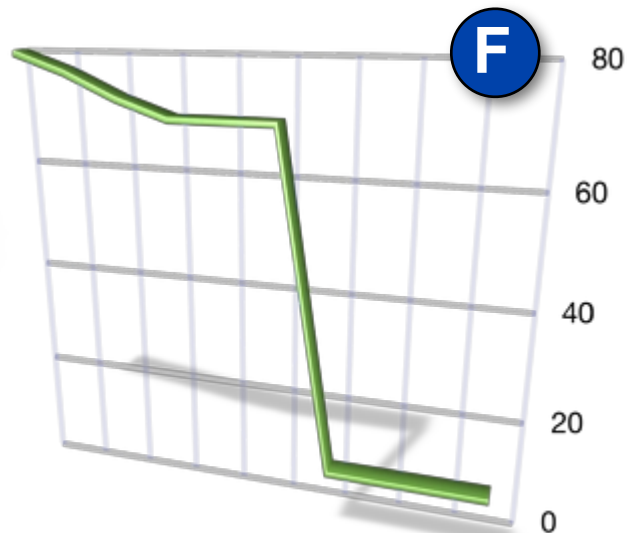
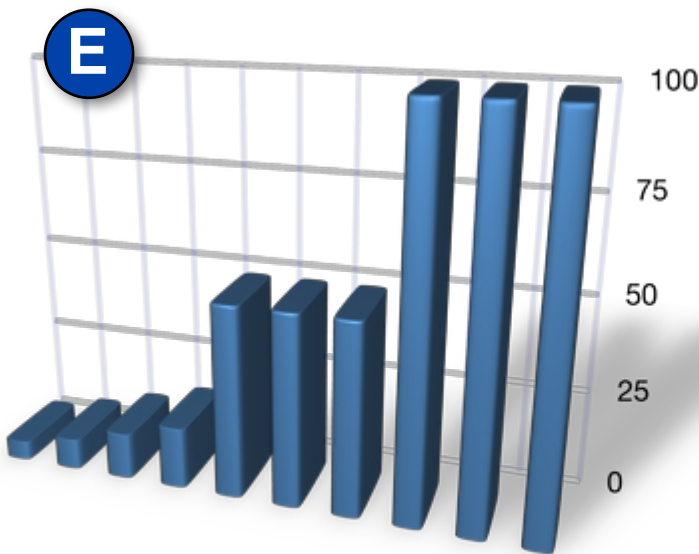
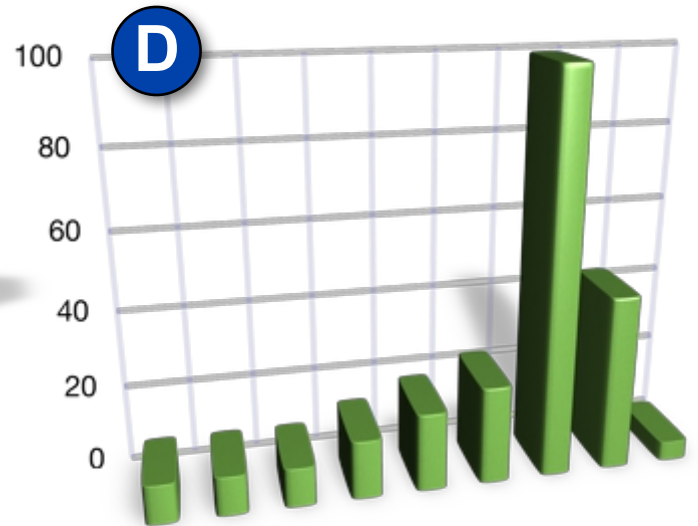
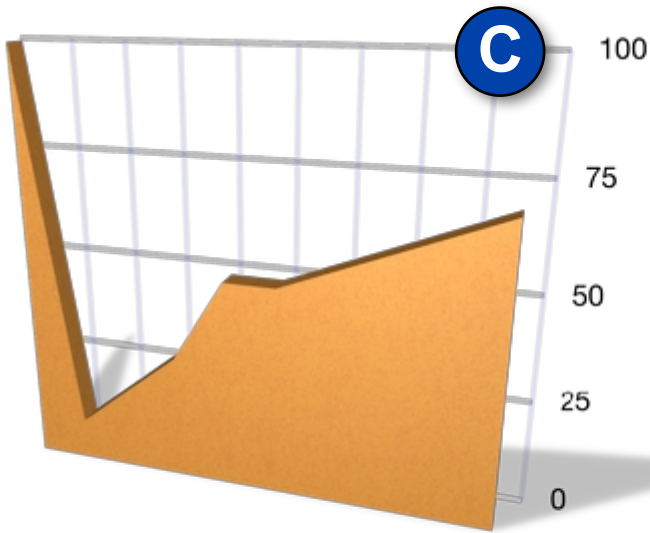
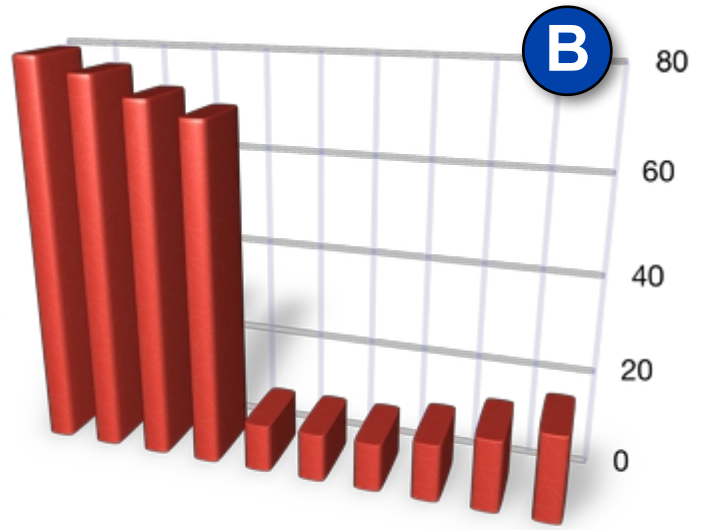
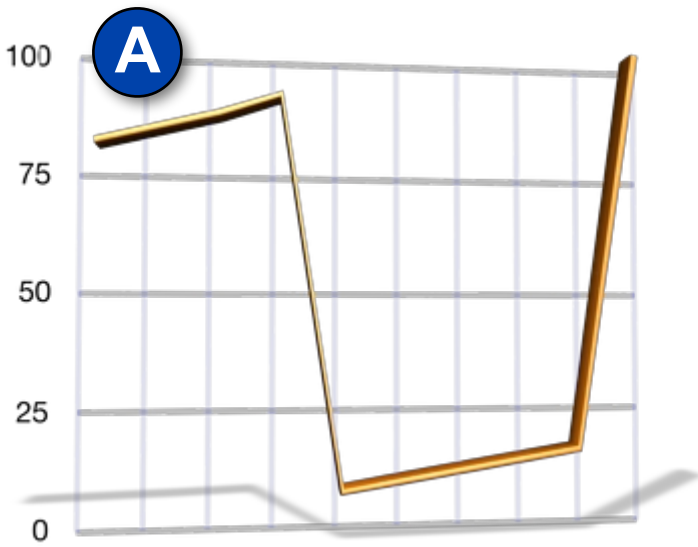
USEFUL EXPRESSIONS:

- ❖ a half / third / quarter etc.
- ❖ the (vast) majority
- ❖ 20 percent, 30 percent etc.
- ❖ just over / a little under



MATCH TO THESE DESCRIPTIONS:

1. Sales rose gradually and then fell suddenly. They recovered gradually and then increased dramatically. They rose again the next year. ()
2. Sales remained constant and then rose for several years. They levelled off and then collapsed suddenly. They recovered slightly over the next two years. ()
3. Sales fell sharply and then increased gradually for several years before rising sharply and then levelling off. ()
4. There was a sharp rise in sales before levelling off for several years. Sales then decreased slightly over the next five years before a dramatic collapse. ()
5. _____



Explaining Statistics: Teaching Notes

Target Structure:	Graph-related language
Vocabulary:	General / Business
Level:	Intermediate
Time:	30 minutes
Preparation:	None

Suggested Teaching Method

This worksheet gives extensive practice of common expressions used when explaining charts and graphs.

- Begin by presenting the target language. Draw a simple pie-chart on the board, and elicit 'pie-chart' from your students, if possible.

Elicit the language used when describing charts. As a guide, you could use the expressions listed at the bottom of the first page of the handout.

The first page can be done as a written or spoken exercise. Depending on the level of your students, you could have students explain / write a sentence using percentages, fractions or other expressions.
- For the graphs, pre-teach the expressions that you think the students need. Alternatively, students can go directly to the exercise, reading the four explanations, and matching them to the graph.

Before beginning, establish that the x-axis is time (years) and the y-axis represents sales.

One graph has no explanation. (Number three) Students can write, or explain to a partner, about the graph.
- There are many ways in which the final page of graphs can be used. Suggestions include:

 - Have students take turns explaining a graph to a partner. The partner needs to guess which graph.
 - Have students take turns explaining a graph to a partner. The partner should listen and draw.
 - Have students write descriptions as homework.

Answer Key

Matching Exercise

1. E
2. A
3. D
4. B
5. Sales rose steadily for four years, and then fell dramatically. They rose slightly for several years before increasing dramatically. They rose again the next year. (Example answer)

How are we doing?

We'd be pleased to hear some feedback on our worksheets.

Send your comments to the editor at editor@handoutsonline.com.

Become a Handouts Online Member!

This is a sample worksheet.

Handouts Online members have access to over FIVE HUNDRED worksheets.

Simply Print!

- All our worksheets are designed for inkjet or laser printers.

Photocopier Friendly.

- Make photocopies of the worksheets to distribute to your students or email to students for Skype™ lessons.

Perfect for your classroom needs!

- Our worksheets are great for one-on-one lessons, pairwork and large groups.
- Designed for students of any nationality.
- Ideal for last-minute lessons.

A wide range of materials!

- General and business English.
- Conversation, grammar, games, reading, vocabulary, flashcards and more.
- Perfect for building communication skills, accuracy and fluency.

Become a member today. Go to <http://handoutsonline.com> to join.

IMPORTANT NOTICE

These sample materials are copyright © Handouts Online. They may be photocopied and used in lessons. However, they may not be uploaded to websites on the Internet. Your use of these materials signifies agreement with these terms and conditions.